
























Warwick Structures Group Ltd. Painted Metal Colour Chart

Note that these colours are representative, and may differ from actual, depending on your monitor settings. For exact colours, please ask for colour samples.

Standard Colours

			
Bone White C 8273	White White QC 8317	Slate Blue QC 8260	Stone Grey QC 8305
			
Tile Red QC 8259	Tan QC 8315	Regent Grey QC 8730	
			
Black QC 8262	Dark Brown QC 8229		

Contemporary Colours

			
Cambridge White QC 8695	Mist Green QC 8256	Antique Linen QC 8696	Gold QC 8276
			
Heron Blue QC 8330	Royal Blue QC 8790	Pacific Turquoise C 8258	Melchers Green QC 8307
			
Dark Red QC 8250	Bright Red QC 8386	Metro Brown QC 8228	International Orange QC 8234